

Failure to Modernize... The Real Cost

The Omni User



An Association of Chicagoland
Computer Professionals



A Perfect Storm?

By Jim Buck

December 2008

A “Perfect Storm” is IBM’s term for the poor condition of Information Technology’s (IT) current college enrollment. This fall brings my seventh year teaching IBM i classes at Gateway Technical College and was marked with the college mailing “Voluntary” layoff letters to the entire Information Technology faculty. This was due to steadily declining student enrollment in all of the IT programs since 2002.

As president of the WMCPA (www.wmcpa.org), I interact with many IT professionals both in Wisconsin and Illinois. Often asked how classes are going, I always answer “Great... except for the lack of students.” The person asking the question inevitably replies something akin to “What? I figured your classes would be full!” Many times, potential employers ask if I have any outstanding recent graduates



College IT Enrollment Trends

Gateway Technical College is a member of the Wisconsin Technical College System (WTCS); which includes 16 colleges and 47 campuses. Many graduates of this system continue their education and complete four year degrees. The table below displays the Information Technology enrollment and graduation figures for all WTCS colleges. Enrollment in IT programs has decreased 57% in the last 5 years with graduation at only 27% of the rate in 2002.

Wisconsin Technical College System							
	2002	2003	2004	2005	2006	2007	%
Enrollment	9165	7635	6309	5160	4048	3915	42.72%
Graduation	1089	1088	995	816	640	289	26.54%

Agenda


- Employment Trends
- IT Future Growth
- I.T. Retirements
- College Today
- Skills Gap
- Students Today
- How To Fail
- What You Can Do



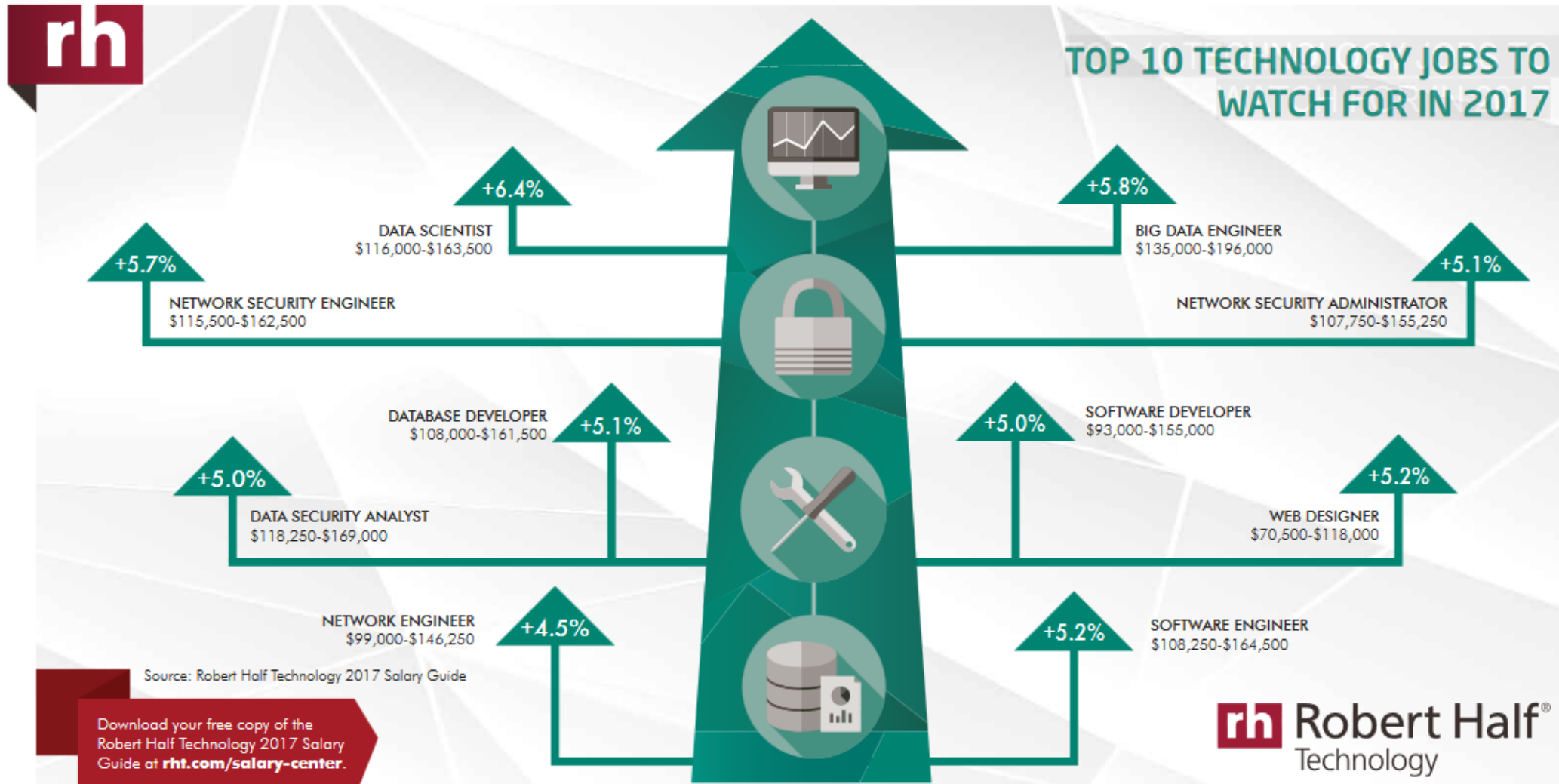
Failure To Modernize Employment Trends



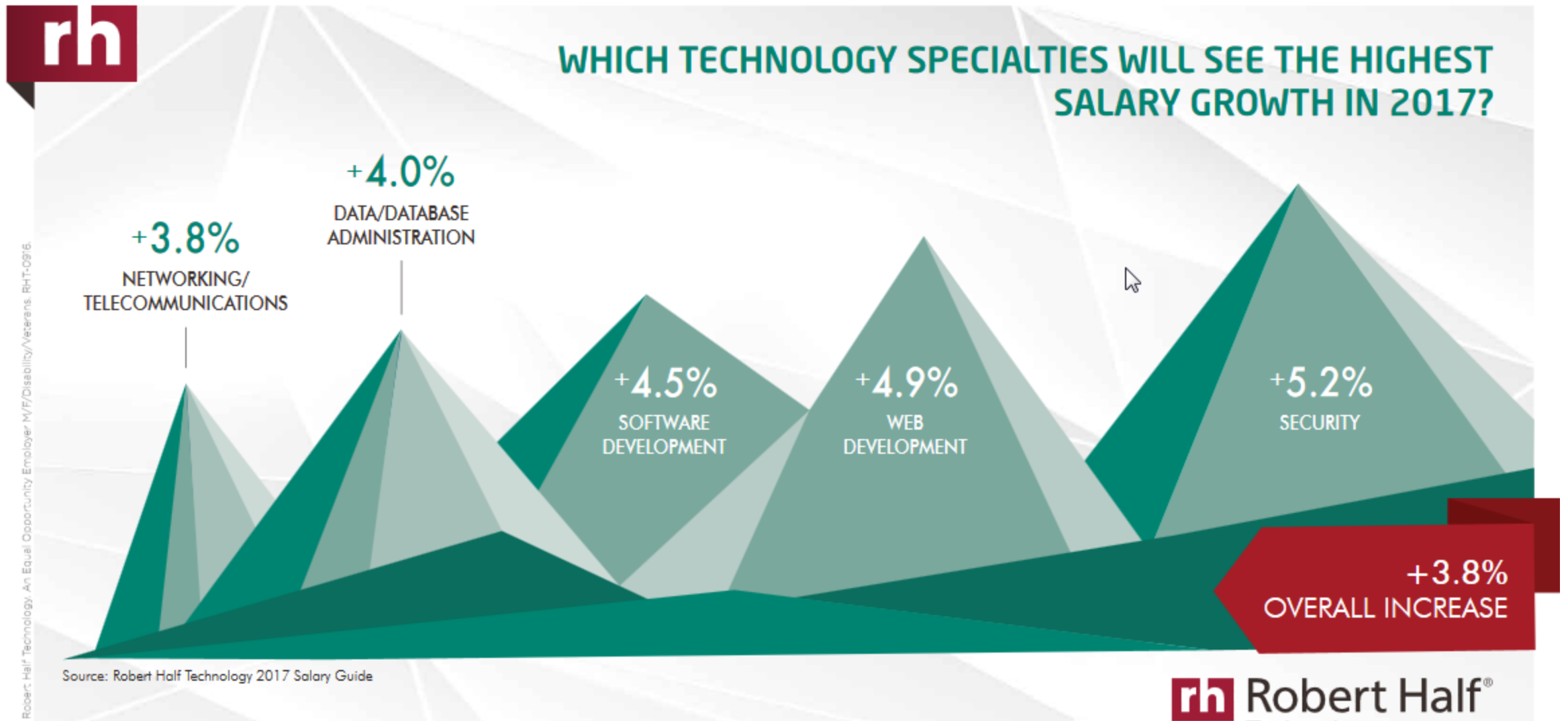
jbuck@impowertechnologies.com

 J_Buck51

TOP 10 TECHNOLOGY JOBS TO WATCH FOR IN 2017



TECHNOLOGY SPECIALTIES HIGHEST SALARY GROWTH IN 2017?



4 TRENDS AFFECTING HIRING AND PAY FOR TECHNOLOGY JOBS



4 TRENDS AFFECTING HIRING AND PAY FOR TECHNOLOGY JOBS

1. Timing is everything

Top candidates often receive multiple offers, so organizations need to move quickly. When faced with a lengthy hiring process, 39% of candidates lose interest and pursue other roles.



2. Skilled talent is in short supply

The unemployment rates for specialized positions are typically lower than the national rate. These professionals are difficult to hire given the high demand and short supply.



3. Education is essential

Employers consider college a must for most professional roles. More than 95% of jobs created during the recovery have gone to those with some college education.

4. Temporary is becoming permanent

Rather than let a job sit vacant, firms are bringing in temporary professionals. This gives them more time to recruit or determine if the temporary worker is the right fit for a full-time role.

Sources:

1. Robert Half survey of more than 1,000 working professionals
2. U.S. Department of Labor's Bureau of Labor Statistics
3. "America's Divided Recovery: College Have and Have-Nots," Georgetown University Center on Education and the Workforce

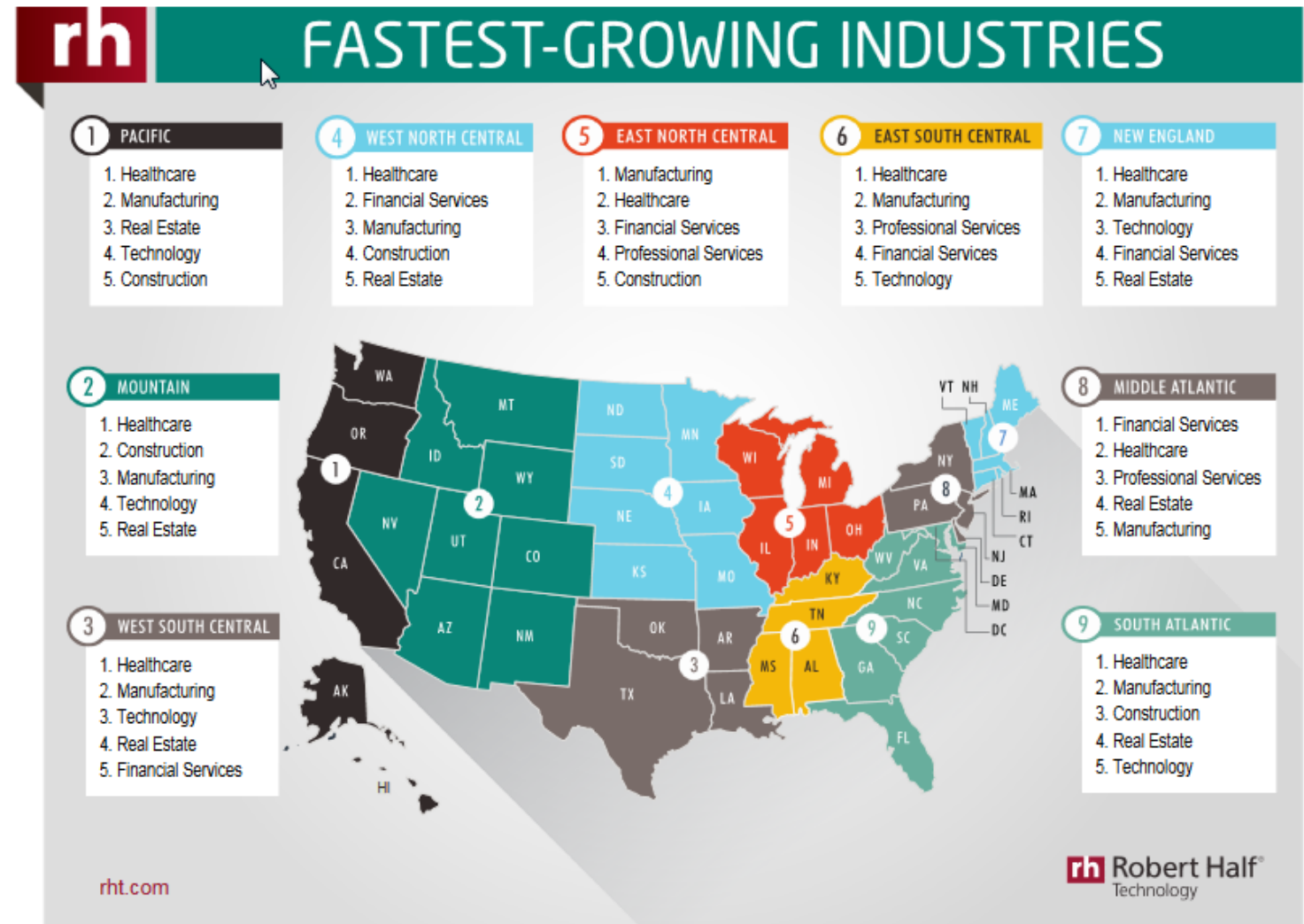
Download your free copy of the Robert Half Technology 2017 Salary Guide at rht.com/salary-center.



FASTEST GROWING INDUSTRIES

Top National Growth Industries are heavy users of Information Technology

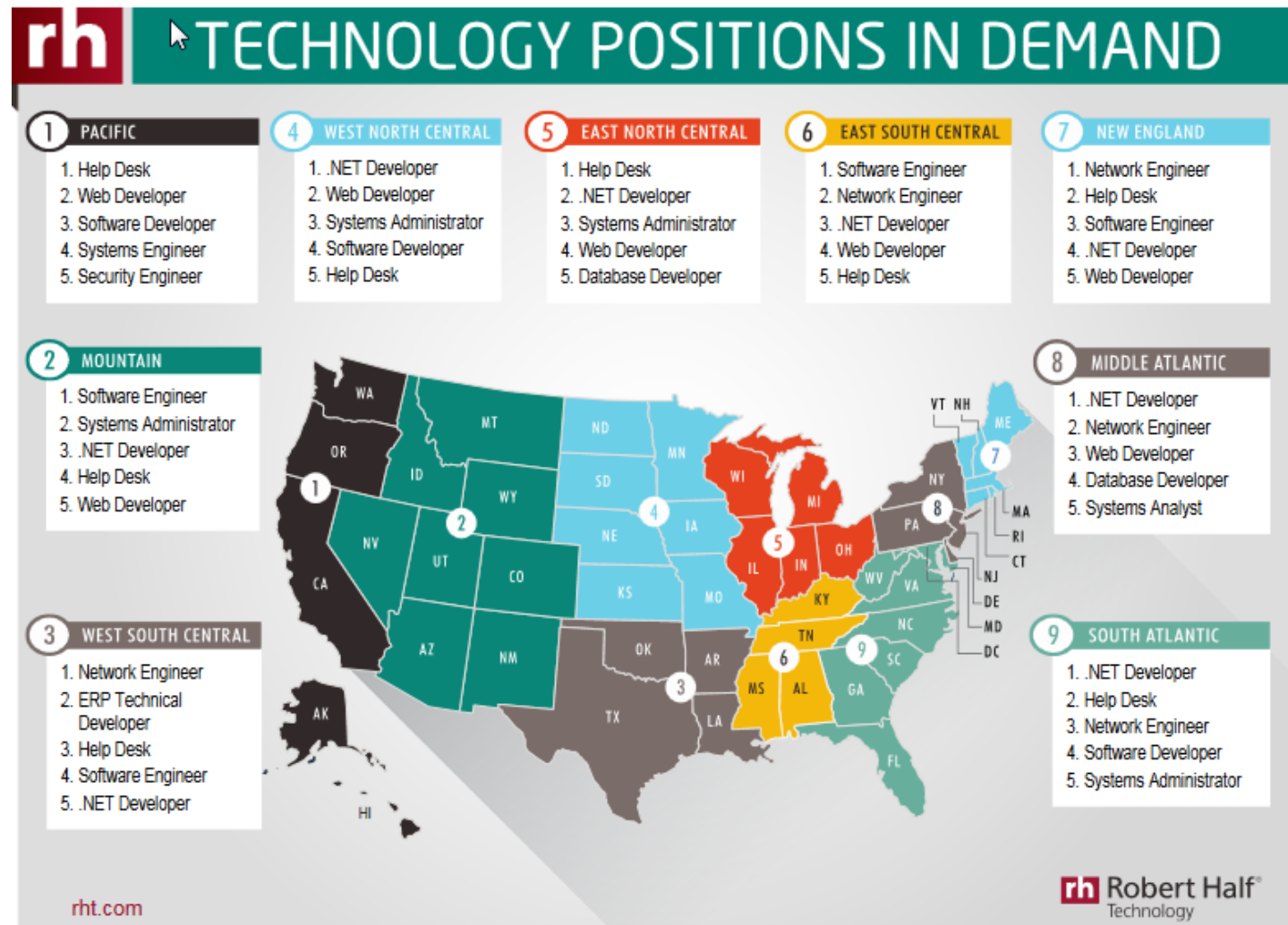
- #1 Healthcare
- #2 Manufacturing
- #3 Technology
- #4 Financial Services



TECHNOLOGY POSITIONS IN DEMAND

Top IT Positions

- Developers (web, software and mobile applications)
- Business intelligence analysts
- Database administrators
- Help desk and desktop support professionals
- Systems engineers and systems administrators



NATIONAL SALARY RANGES

APPLICATIONS DEVELOPMENT (A)	2016	2017	
Manager	\$ 105,750 - \$ 160,500	\$ 107,750 - \$ 167,250	3.3%
Project Manager	\$ 95,250 - \$ 146,500	\$ 97,250 - \$ 151,750	3.0%
Systems Analyst	\$ 81,750 - \$ 121,000	\$ 84,500 - \$ 125,000	3.3%
Applications Architect	\$ 121,250 - \$ 171,750	\$ 124,500 - \$ 178,750	3.5%
Business Systems Analyst	\$ 84,000 - \$ 122,000	\$ 86,250 - \$ 127,000	3.5%
CRM Business Analyst	\$ 87,500 - \$ 126,000	\$ 89,500 - \$ 132,250	3.9%
CRM Technical Developer	\$ 98,500 - \$ 137,750	\$ 100,000 - \$ 146,000	4.1%
Developer/Programmer Analyst	\$ 80,000 - \$ 137,000	\$ 83,000 - \$ 143,250	4.3%
ERP Business Analyst	\$ 92,500 - \$ 132,000	\$ 95,000 - \$ 137,750	3.7%
ERP Technical/Functional Analyst	\$ 98,000 - \$ 140,750	\$ 100,000 - \$ 146,250	3.1%
ERP Technical Developer	\$ 100,750 - \$ 148,500	\$ 102,750 - \$ 154,250	3.1%
Lead Applications Developer	\$ 110,750 - \$ 160,750	\$ 115,000 - \$ 167,000	3.9%
Mobile Applications Developer	\$ 115,250 - \$ 175,750	\$ 118,750 - \$ 182,250	3.4%
Technical Writer	\$ 55,500 - \$ 87,250	\$ 56,500 - \$ 89,250	2.1%

Add the percentage below, based on national averages, to IT salaries for the following skills:

- AJAX (Asynchronous JavaScript and XML) development skills 5%
- Business Objects skills 5%
- C# development skills 7%
- C++ development skills 4%
- Hyperion skills 5%
- Java development skills 8%
- Java EE/J2EE development skills 8%
- LAMP (Linux, Apache, MySQL and Perl/PHP/Python) skills 7%
- .NET development skills 7%
- PHP development skills 7%
- SAP development skills 5%
- SharePoint skills 8%

Using labor market data to connect
and inform people, education, and business.

A photograph of two young women sitting on a stone ledge outdoors, looking towards the camera. The background shows trees and a building.

HIGHER

A dark, atmospheric photograph of a night sky with a faint light source, possibly a star or planet.

ECONOMIC

A photograph of a person wearing a blue protective suit and a white respirator mask, working in a laboratory or industrial setting.

WORKFORCE

A photograph of a woman and a man in a meeting, looking at a laptop. A whiteboard is visible in the background.

ENTERPRISE




Breaking Down the Labor Market Supply & Demand Software Developers

WAGES & JOBS TRENDS

Occupation Summary for Software Developers, Applications 

792,329

Jobs (2016) 

+3.7%

 % Change (2016-2017)

\$47.68/hr

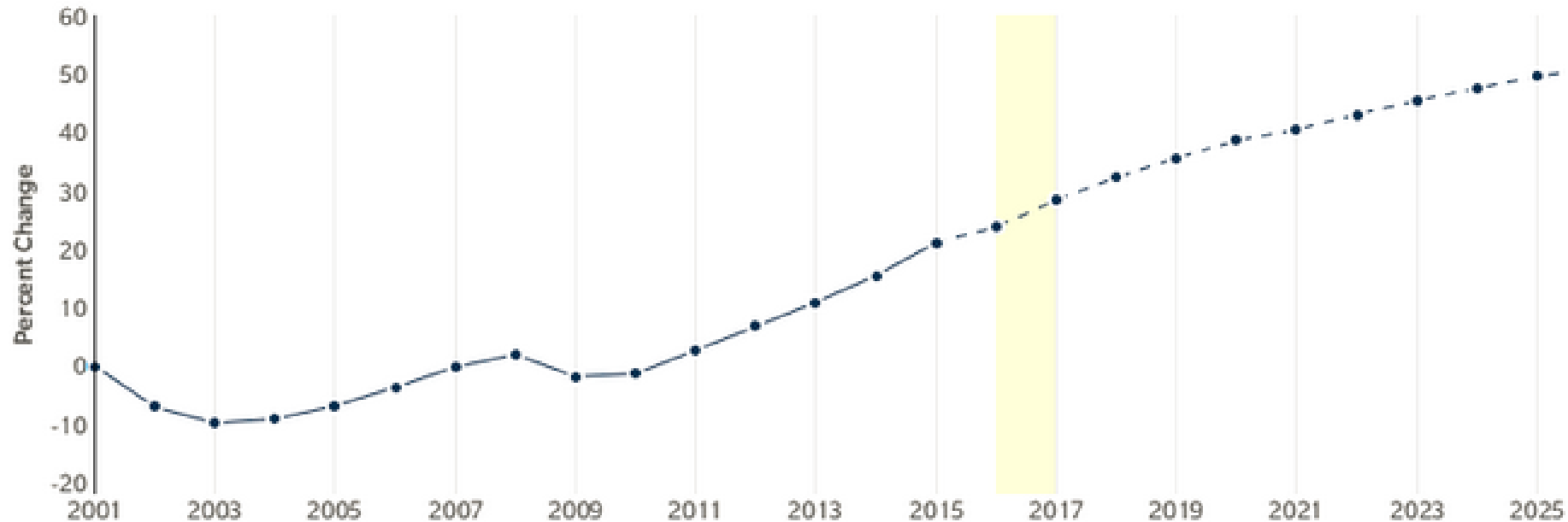
 Median Hourly Earnings 

Job totals for software developers have swelled to nearly 800k and show no sign of slowing over the next ten years. Median wages are strong at \$47.68/hr and leave plenty of room for growth with a 90th percentile wage of \$70/hr.

Breaking Down the Labor Market Supply & Demand Software Developers

Regional Trends

[Jump to Regional Comparison by Occupation](#)



Region	2016 Jobs	2017 Jobs	Change	% Change
● United States	792,329	821,693	29,364	3.7%

Breaking Down the Labor Market Supply & Demand Software Developers

In an average month:

- 115,058 unique job postings for Software Developers
- 33,579 actually hired.
- Approximately 1 hire for every 3 unique job postings.

JOB POSTING ANALYTICS

Job Postings Overview

[Jump to Job Posting Analytics](#)

1.61M

Unique Postings (Jan 2016 - Feb 2017) 
9.68M Total Postings

6:1

Posting Intensity (Jan 2016 - Feb 2017) 

Regional Average: 7:1

Job Postings vs. Hires

115,058

Avg. Monthly Postings (Jan 2016 - Feb 2017) 


33,579

Avg. Monthly Hires (Jan 2016 - Feb 2017) 

Failure To Modernize IT Future Growth?



jbuck@impowertechnologies.com

 J_Buck51

US Dept. of Labor - Bureau of Labor Statistics

- Information Security Analysts - 37%
 - Much faster than average
- Computer Systems Analysts - 25%
 - Much faster than average
- Software Developers - 22%
 - Much faster than average
- Database Administrators - 15%
 - Faster than average

The collage consists of six overlapping screenshots of the Bureau of Labor Statistics website, each showing the 'Summary' page for a different occupation. The occupations and their key statistics are as follows:

- Computer Programmers:** 2012 Median Pay: \$74,280 per year (\$35.71 per hour); Entry-Level Education: Bachelor's degree.
- Computer Systems Analysts:** 2012 Median Pay: \$79,680 per year (\$38.31 per hour); Entry-Level Education: Bachelor's degree; Job Outlook, 2012-22: 25% (Much faster than average).
- Information Security Analysts:** 2012 Median Pay: \$86,170 per year (\$41.43 per hour); Entry-Level Education: Bachelor's degree; Job Outlook, 2012-22: 37% (Much faster than average).
- Database Administrators:** 2012 Median Pay: \$77,080 per year (\$37.06 per hour); Entry-Level Education: Bachelor's degree; Job Outlook, 2012-22: 15% (Faster than average).
- Web Developers:** 2012 Median Pay: \$62,500 per year (\$30.05 per hour); Entry-Level Education: Associate's degree; Job Outlook, 2012-22: 15% (Faster than average).
- Software Developers:** 2012 Median Pay: \$93,350 per year (\$44.88 per hour); Entry-Level Education: Bachelor's degree; Job Outlook, 2012-22: 22% (Much faster than average).

I.T. Services Growing

- IT Employment expected to grow
- Average annual rate of 6.1%



The screenshot shows the Bureau of Labor Statistics website. At the top, there is a red navigation bar with the text "UNITED STATES DEPARTMENT OF LABOR" and "BUREAU OF LABOR STATISTICS". Below this is a search bar and various menu items. The main content area features the article title "Careers in the growing field of information technology services" by Lauren Csorny. The article text discusses the growth of the IT services industry and its impact on employment. To the right of the article is an image of a man in a suit holding a laptop, with various icons floating around it. Below the image is a "Download PDF Version" link. At the bottom right, there is a "RELATED ARTICLES" section with links to other publications.

UNITED STATES DEPARTMENT OF LABOR
A to Z Index | FAQs | About BLS | Contact Us | Subscribe to E-mail Updates

BUREAU OF LABOR STATISTICS
Follow Us | What's New | Release Calendar | Blog
Search BLS.gov

Home | Subjects | Data Tools | Publications | Economic Releases | Students | Beta

BEYOND THE NUMBERS
HOME | BROWSE ARCHIVE | ABOUT | SEARCH

April 2013 | Vol. 2 / No. 9
EMPLOYMENT & UNEMPLOYMENT

Careers in the growing field of information technology services

By Lauren Csorny

Computers and information technology (IT) touch nearly every aspect of modern life. Information technology can help with such diverse tasks as driving motor vehicles and diagnosing diseases. IT enables seamless integration and communication between businesses anywhere in the world. To keep IT systems running, a large workforce is needed to maintain networks, create new software, and ensure information security. In addition, the proliferation of smart phones has given rise to a new "app economy," in which new employment opportunities are available for workers who create the programs that run on mobile devices.¹ Unlike many other sectors of the economy, employment in the computer systems design and related services industry (commonly known as IT services) was not significantly affected by the recession of 2007–2009. The industry lost about 1 percent of its employment in 2009 but regained momentum in 2010, when it surpassed the employment numbers from 2008.² The high demand for the services provided by this industry has created a large number of fast-growing and high-paying IT jobs.

What does the IT industry do?

Establishments in computer systems design and related services provide IT expertise for consumers and firms, often consulting with businesses to help them upgrade their computer systems, networks, or software.³ The industry is the largest of any computer-related industry, employing more than 1.5 million people in 2011.

Computer systems design and related services can be broken down into four subindustries: custom computer programming services, computer systems design services, computer facilities management services, and other computer related services. (See chart 1.) The first two are the largest, and account for almost 90 percent of all IT services employment. **Custom computer programming services** (NAICS 541511) includes establishments that write, test, and modify software for a particular client. This software includes computer programs, webpage design, and database design. Computer programming services also provide support to clients after the newly designed software is implemented.⁴

Download PDF Version

RELATED ARTICLES

- "Computer and Information Technology Occupations," *Occupational Outlook Handbook*.
- "Employment Trends and Training in Information Technology," *Occupational Outlook Quarterly*, Spring 2009.
- "After the Dot-Com Bubble: Silicon Valley High Tech Employment and Wages in 2001 and 2008."

2017 H-1B Visa Job Categories

Top 6 Jobs are IT Positions!

2017 H1B Visa Report: Top H1B Visa Occupation

1 - 50 | [51 - 100](#) | [101 - 150](#) | [151 - 200](#) | [search all](#)

Other Reports: [All](#) | [Occupation](#) | [Visa Status](#) | [Job Title](#) | [Industry](#) | [Work City](#) | [Work State](#)

Rank	Occupation	Number of LCA *	Average Salary
1	Software Developers, Applications	121,227	\$95,988
2	Computer Systems Analysts	98,750	\$81,394
3	Computer Programmers	81,814	\$69,478
4	Computer Occupations, All Other	53,875	\$80,892
5	Software Developers, Systems Software	21,851	\$111,170
6	Computer Systems Analyst	16,835	\$78,813
7	Management Analysts	15,009	\$92,937
8	Accountants And Auditors	11,204	\$67,426
9	Network And Computer Systems Administrators	11,152	\$76,233
10	Mechanical Engineers	9,616	\$80,632

2017 H-1B Visa Sponsors

2017 H1B Visa Reports: Top 100 H1B Visa Sponsors

Rank: [1 - 25](#) | [26 - 50](#) | [51 - 75](#) | [76-100](#) | [search all](#)


SubReports: [Visa Status](#) | [Job Title](#) | [Occupation](#) | [Industry](#) | [Work City](#) | [Work State](#)

Rank	H1B Visa Sponsor	Number of LCA *	Average Salary
1	Infosys	25,405	\$81,705
2	Capgemini	17,479	\$93,213
3	Tata Consultancy Services	13,134	\$76,099
4	IBM	12,381	\$87,378
5	Wipro	10,607	\$72,720
6	Accenture	9,479	\$81,585
7	Tech Mahindra (Americas)	8,615	\$75,879
8	Deloitte Consulting	7,645	\$122,667
9	Cognizant Technology Solutions	5,370	\$74,628
10	Microsoft	5,029	\$129,610
11	Hcl America	4,930	\$84,040
12	Google	4,897	\$129,997
13	Ernst & Young	4,625	\$98,722
14	Ust Global	3,170	\$69,819
15	Larsen & Toubro Infotech	3,092	\$76,755

Failure To Modernize I.T. Retirements



jbuck@impowertechnologies.com

 J_Buck51

Retirement Leads to IT Job Opportunities

- 10K people turn 65 every day
 - In the US
- Trend will continue through 2030



The screenshot shows the top of a webpage from wisecareers.com. The logo features an owl icon and the text 'wiseCAREERS Career News, Tips, and Tricks'. A navigation bar includes links for HOME PAGE, TOP STORIES, BUSINESS, NURSING, EDUCATION, and INFORMATION TECHNOLOGY. The article title is 'Baby Boomer Retirement Makes Way For IT Job Opportunities', dated 17 September 2013 - 4:58pm. The text discusses the retirement of baby boomers and the resulting IT job opportunities, mentioning a study from Georgetown University that 31 million jobs will open up. A photo of an elderly couple is also visible.

wiseCAREERS Career News, Tips, and Tricks

HOME PAGE TOP STORIES BUSINESS NURSING EDUCATION INFORMATION TECHNOLOGY

Home » Information Technology »

Baby Boomer Retirement Makes Way For IT Job Opportunities

17 September 2013 - 4:58pm

Baby boomers are retiring at a rapid rate, and this could mean more job opportunities for anyone pursuing a career in information technology. Approximately 10,000 people in the United States turn 65 every year, and that trend will continue through 2030. According to a study from Georgetown University, this means that 31 million jobs will open up as baby boomers retire.

This is excellent news for anyone who has been struggling to find work since the U.S. economic downturn. In the case of IT, veteran workers are still relied upon to help run critical systems on somewhat dated technology, according to CIO. However, many have been relegated to part-time or consultancy positions, which opens up opportunities for those who are new to the IT field.

As baby boomers move toward retirement, many companies are opting to have them help transition new IT professionals into their roles by providing training on how to use and maintain older technologies.




Retirees Help Create 55 Million Jobs

- Baby boomers retiring
- 31M jobs will open up
- 24M more by 2020

GEORGETOWN UNIVERSITY GIVING CONNECT DIRECTORY Q

BABY BOOMER RETIREES WILL HELP CREATE 55 MILLION JOBS BY 2020




A new Georgetown study finds that once the nation's baby boomers retire, 31 million jobs will open by 2020, and 65 percent of those job vacancies will require some postsecondary education and training.

June 28, 2013 – A Georgetown report released this week predicts that 31 million jobs will open up as baby boomers retire, and another 24 million new jobs will be available by 2020, barring any unforeseen economic or political surprises.

The report by Georgetown's Center on Education and the Workforce (CEW) also predicts a shortfall of five million workers with postsecondary education and training.

"If the U.S. Congress can deal with budgetary challenges, we are on schedule for recovery," says center director Anthony P. Carnevale. "But we will still face a major shortage of college-educated workers, especially as baby boomers retire."

FASTEST GROWING JOBS



Four out of five of the fastest growing occupations – health care professionals and technical, STEM, education and community services – will require high levels (80 percent) of people with postsecondary educations. Information technology and government jobs

IT Starts to Prepare for a Workforce Exodus

- IT veteran workers
 - Still relied upon
 - Help run critical systems
 - On somewhat dated technology




[www.cio.com/article/2383118/careers-staffing/
with-worker-retirements-looming--it-starts-to-prepare-for-a-workforce-exodus.html](http://www.cio.com/article/2383118/careers-staffing/with-worker-retirements-looming--it-starts-to-prepare-for-a-workforce-exodus.html)

Failure To Modernize Colleges Today



jbuck@impowertechnologies.com

 J_Buck51

Colleges Have Changed

- BIG business now!
- It's the bottom line
- It's "Butts in the seat!"
- Receive funding based on enrollment & grants
- Constantly trying to maximize revenues



An Instructor Teaches What Sells...

- Instructors paid by the number of students



An Instructor Teaches What Sells...

- Instructors paid by the number of students
- A low number of students
 - Class is cancelled
 - Instructor receives a lower percentage of his workload



An Instructor Teaches What Sells...

- Instructors paid by the number of students
- A low number of students
 - Class is cancelled
 - Instructor receives a lower percentage of his workload
- Instructors teach many classes...
 - They have to make a living!




An Instructor Teaches What Sells...

- College instructors in “Highly skilled” areas
 - Compensated at a much lower rate than their counterparts in industry
- No compensation difference between teaching
 - Microsoft Office and PC Basics
 - IBM i System Administration
- Teach Large number of classes
 - Limited time to learn new technologies



What Instructors Do

- Teach what is easy & fun!
- What will entertain my students?
- Teach topics that
 - Are easy to learn
 - Have unlimited resources for the instructor & student
- Popular technologies lead to more students



College performance

Question – If college's are doing a great job...

Why do we need 1.2 million H1B's?

Today's businesses have limited input on what colleges teach.


Usually a “Pizza Party” for the college to announce what they plan for their students



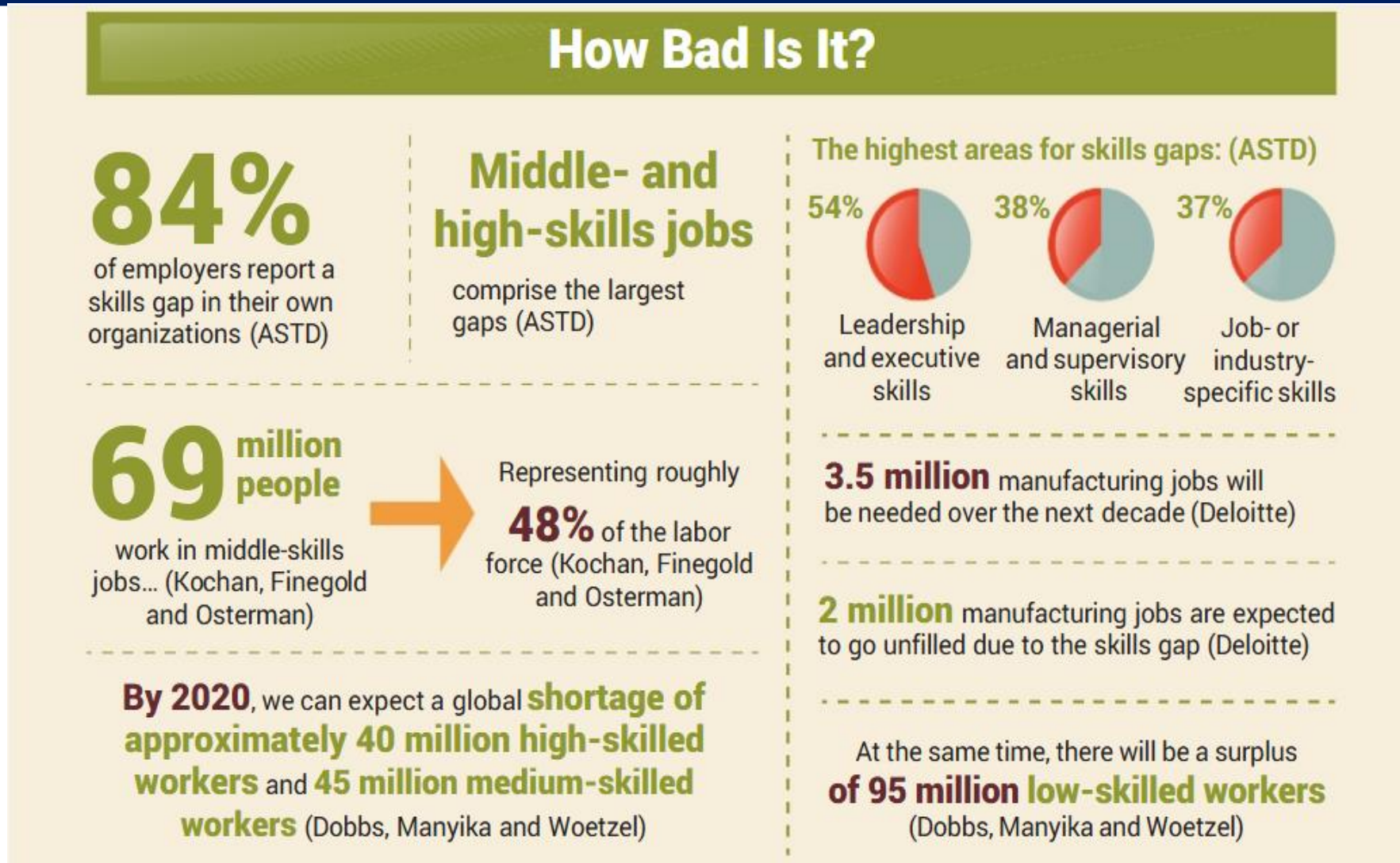
Failure To Modernize Skills Gap



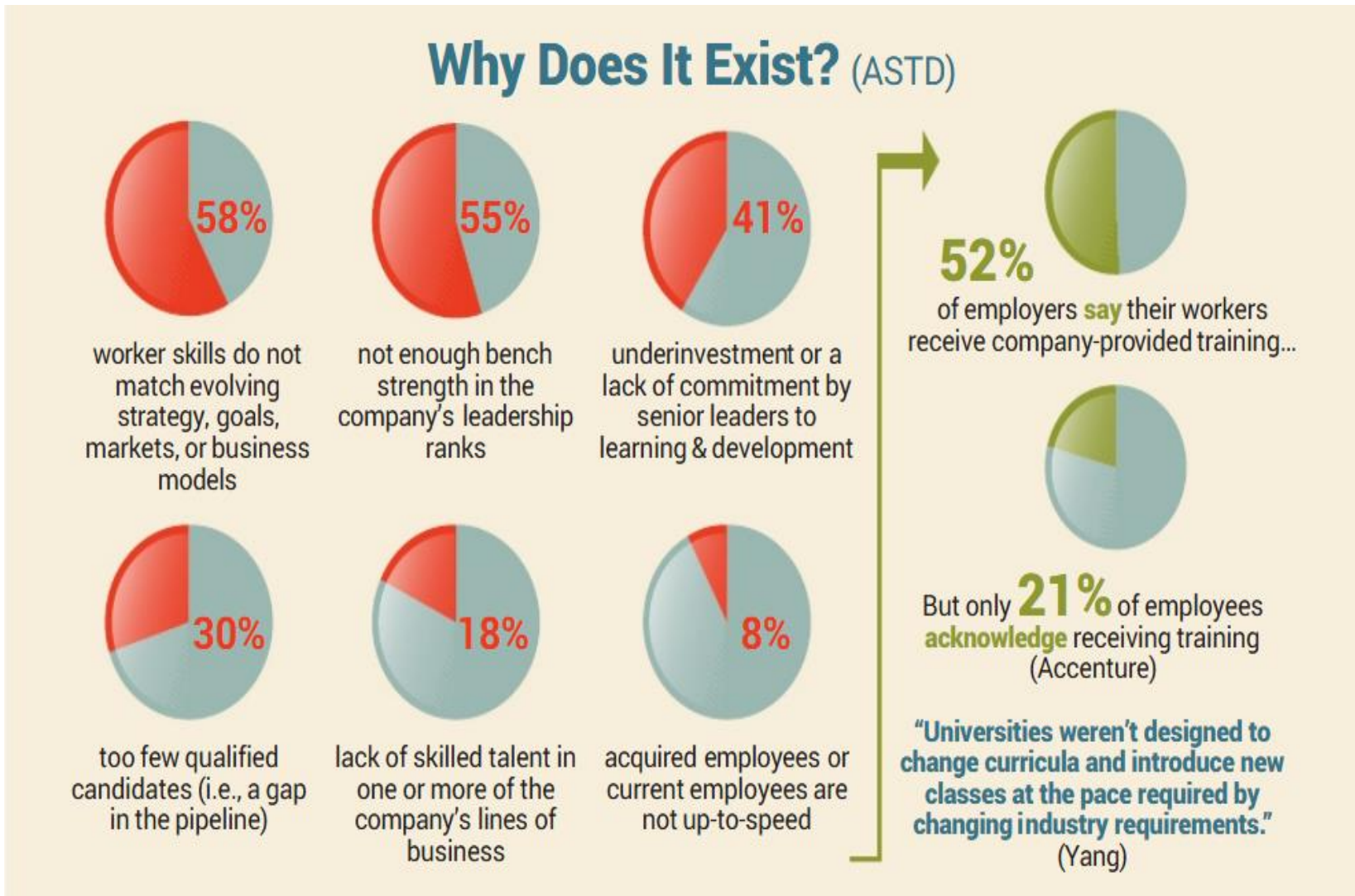
jbuck@impowertechnologies.com

 J_Buck51

The Skills Gap... it's a growing problem



The Skills Gap... it's a growing problem



The Skills Gap... it's a growing problem

What Are the Consequences?



39% of U.S. employers reported difficulty filling jobs due to lack of available talent (Bessen)



75% of manufacturers report a moderate-to-severe shortage of skilled resources...



Resulting in an 11% **decline** in EBITDA (Accenture)

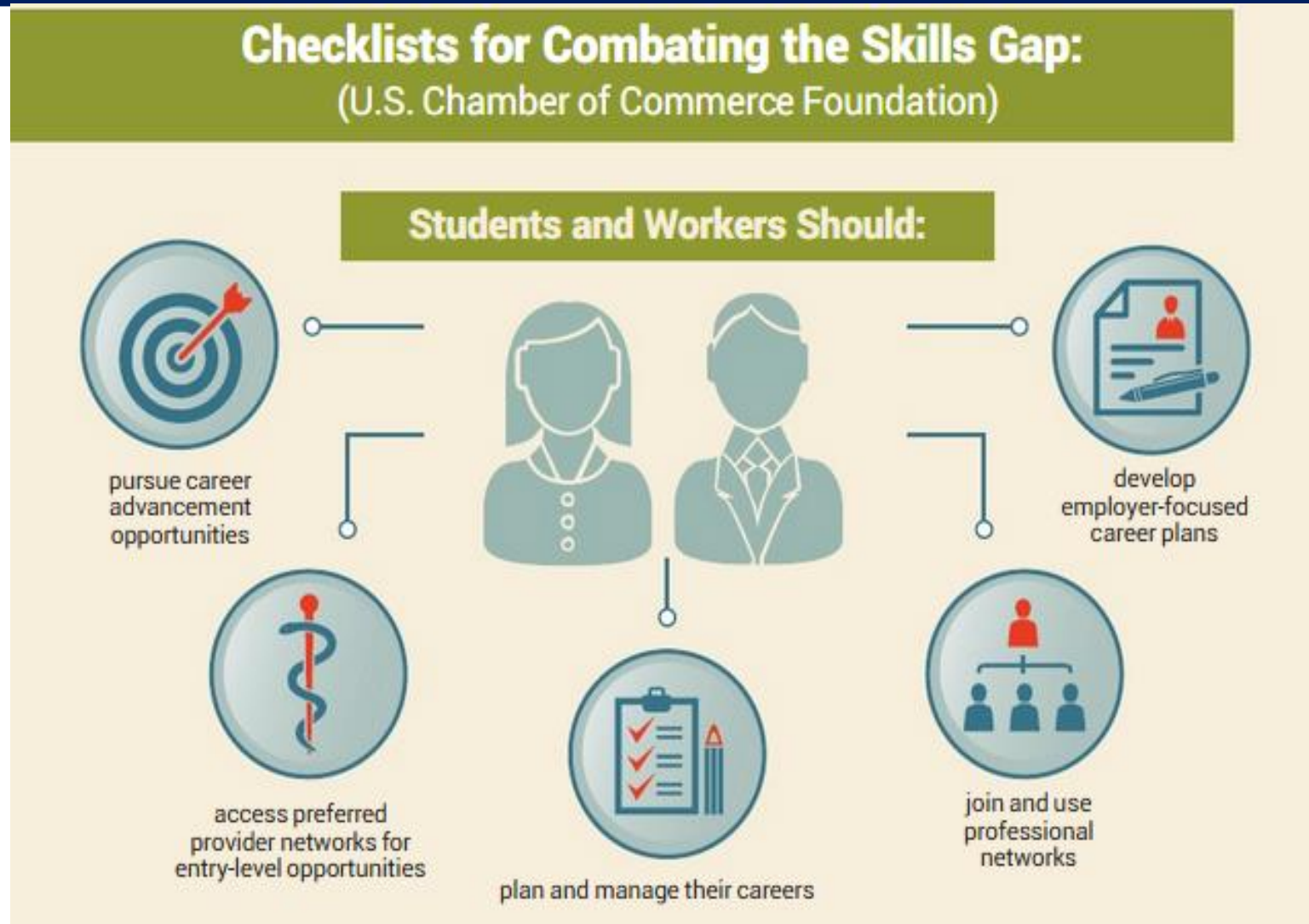


Two-thirds of employers anticipate a loss of business to competitors, due to **shortages in IT skills, engineering skills, R&D skills, and sales skills** (Accenture)

46% of U.S. Executives at large firms are concerned they won't have the skills they need in the next one to two years (Accenture)

9% We can expect a 9% decline in the standard of living by 2030 unless we address labor market challenges (Benitez)

The Skills Gap... it's a growing problem



The Skills Gap... it's a growing problem



The Skills Gap... What about Canada???

The screenshot shows the Robert Half website interface. At the top, there is a navigation bar with the Robert Half logo on the left and language options (Canada, EN, FR) and a phone number (1.888.597.2170) on the right. Below the navigation bar is a secondary menu with links for Job Seekers, Employers, Workplace Research, Salary Centres, About Us, Blog, Media, and Locations. The main content area features a breadcrumb trail: Home / Workplace Research / Demand for Skilled Talent. The primary heading is 'Demand for Skilled Talent'. To the right of this heading is a vertical sidebar with a 'Workplace Research' dropdown menu, which is currently expanded to show 'Demand for Skilled Talent'. Below this is a 'Search Jobs' section with input fields for 'Keywords', 'City or Region', and a 'Select a Specialization' dropdown menu. The main content area contains a preview of a report titled 'SPECIAL REPORT: THE DEMAND FOR SKILLED TALENT' (Volume 13 - Q1/Q2 2017). The report preview includes a sub-heading 'THE HIRING ENVIRONMENT: CONTINUED RECRUITING CHALLENGES EXPECTED IN 2017' and a 'SPOTLIGHT: WORK HAPPY PAGE 7' icon. It also features several statistics: 56% of CFOs report challenges in finding skilled professionals; 55% of companies have a mentorship program; 21% of companies have a mentorship program; 50% of CFOs typically post an open job and wait for resumes; 47% of CFOs attribute poor performance to a mismatched skill set; 77% of Canadian millennials feel their employer's ability to help develop their leadership skills is 'weak'; and only 10% of companies have done anything to integrate millennial employees into the workplace, with only 40% having a mentorship program. The report preview also includes a small photo of a group of people in an office setting and the Robert Half logo.

The Skills Gap... What about Canada???

EMPLOYERS ADDING JOBS, BUT NOT ALL COMPANIES HIRE FOR SUCCESS



In 2016, employment gains totalled 214,000 or 1.2%, the fastest December-to-December growth since 2012. In comparison, employment grew by 0.9% in 2015.⁴



50% of CFOs said they typically post an open job and wait for resumes, instead of actively recruiting.⁵



47% of CFOs said that aside from poor performance, failed hires are a result of a mismatched skill set.⁶



77% of Canadian millennials feel their employer's ability to help develop their leadership skills is "weak."⁷



Only 10% of companies have done anything to integrate millennial employees into the workplace and only 40% have a mentorship program.⁸

The Skills Gap... What about Canada???



64% of workers said they would consider a job offer from a recruiter regardless of whether they had been considering a career move.⁹



65% of Canadian workers are prepared to leave their employer. The top reason for changing companies is more salary, benefits and perks (66%).¹⁰



Average starting salaries for Canadian professional occupations are expected to increase 3.1% in 2017.¹¹



69% of employees said flexible hours is the family-friendly perk that would most affect their decision to join a company.¹²



44% of millennials anticipate changing jobs in the next 12 months.¹³

A motivated and engaged workforce is also a happy and productive one. Robert Half surveyed more than 12,000 workers in Canada and the United States and found that on a scales of 0-100, respondents scored a 71. The happiest workers are ...

- **Proud of their company** – Having pride in one's organization is the No. 1 driver of workplace happiness.
- **A good match** – Workers who report that they are a poor fit with their employers are the most apt to leave.
- **Small business employees** – People working in firms with fewer than 10 employees have the highest workplace happiness levels.
- **Experienced professionals** – Employees ages 55 and up report the highest levels of happiness on the job.

Source: Who Are the Happiest Workers and What Are the Top Drivers of Workplace Happiness? Robert Half and Happiness Works, Oct. 27, 2016.

The Skills Gap... it's a growing problem

Employers are having difficult time filling jobs

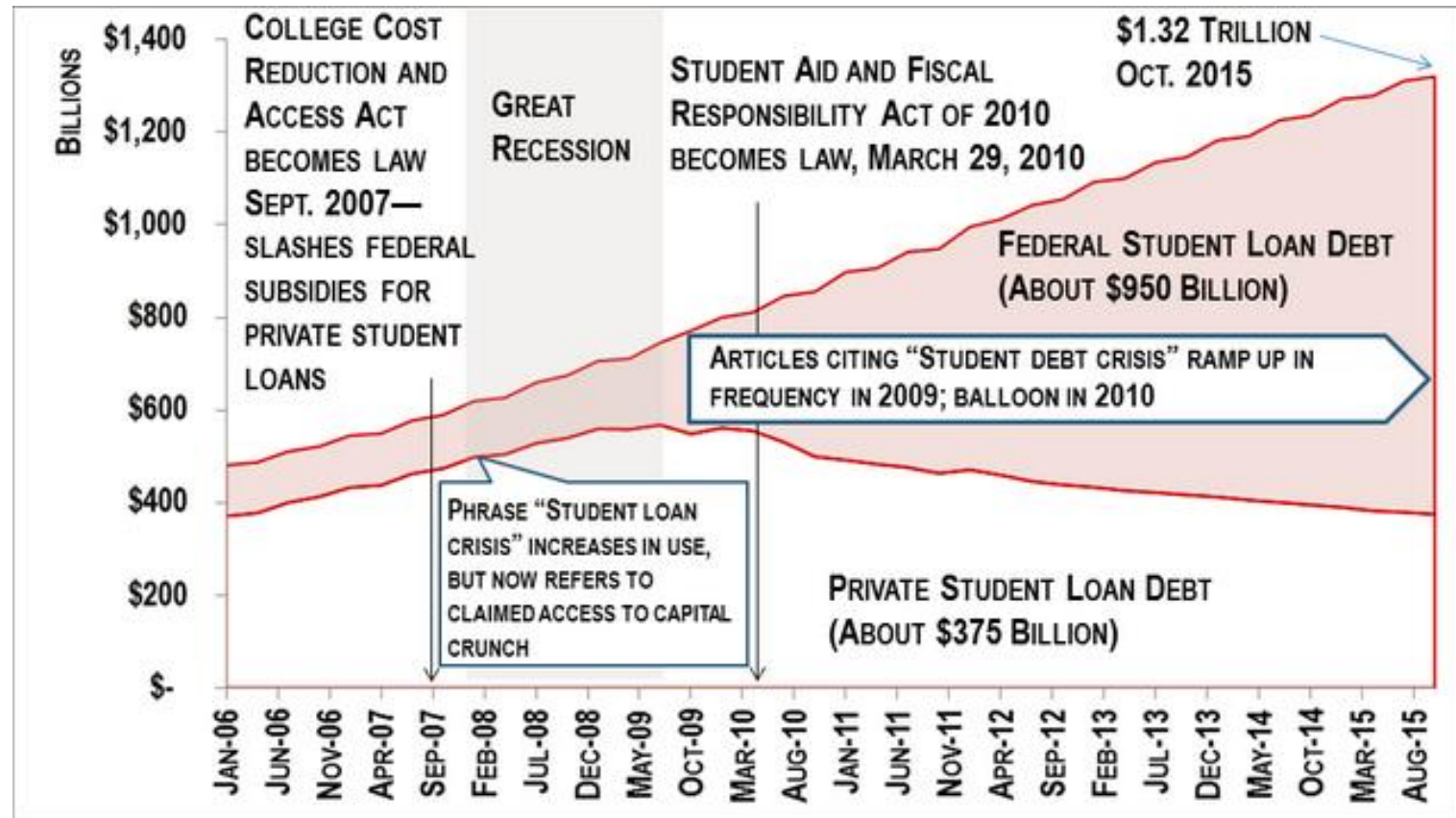
- Interesting fact when more people are graduating with college degrees than ever before;
- 39% of people under 25 unemployed or underemployed
- 64% of today's jobs don't require a college education



The Skills Gap... it's a growing problem

Student Debt:

- Totals 1.3 Trillion
- This amounts to 2/3 of total Credit Card and Auto Loans
- 15 percent of retirees have student loan debt



[Student Debt Crisis: The Recession Started It; Colleges Sustain It; And Politicians Make It Worse](#) - Forbes

The Skills Gap...What about Canada???



Since 1999

STUDENT FINANCE 101

Search

Home	Free \$ Tools	Financial Articles	Blogs	Help/Links	All About Us
------	---------------	--------------------	-------	------------	--------------



useful? spread the word!

How Big is Canada's Student Debt Today?

The Canada Student Loan Debt Clock

The Canadian Federation of Students (CFS) has something special on its website. A *Canada Student Loan Debt clock* lets you watch student debt adding up across the country. *Tick-tick tick-tick tick-tick tick-tick tick-tick..*

CANADA STUDENT LOAN DEBT

\$16,699,861,138

This represents only debt owed for Canada Student Loans and excludes debt owed for provincial and private student loans.

[CLICK HERE TO LEARN MORE ABOUT STUDENT DEBT IN CANADA](#)

The Skills Gap... What about Canada???

News · Canada

Clampdown on student debts leads to bump in collections for government

CRA collection efforts were ramped up two years ago after the government decided that loan writeoffs had spun out of control.



Liberals move to write student loans
Last year, the government wrote off 33,967
The Canadian Press Posted: Feb 14, 2017 4:17 PM ET | Law

The federal government...
last year totalling \$175 million

CANADA
March 27, 2017 3:14 pm
The number of bankrupts

Updated: March 28, 2017 8:31 am
Canadians going bankrupt over student debt

Global News
Email Print
payday loans
cheques cashed
WESTER UNION

OPEN
I could use an extra \$1,500
Payday loans up to \$1,500
Add us now

expensive debt
Canadian Press

The Skills Gap... it's a growing problem

Three Players:

- The Employer
- The Job Seeker
- Academia



The Skills Gap... it's a growing problem

The Employer

- Complain about a shortage of qualified workers
- Hiring managers want workers that are immediately productive
- 49 % of employers site... Lack of job specific skills **IBM i & RPG?**
- Only 24% of employers agree that lack of on the job training causes a shortage

WHAT DO YOU FEEL IS CAUSING THE SKILLS GAP?

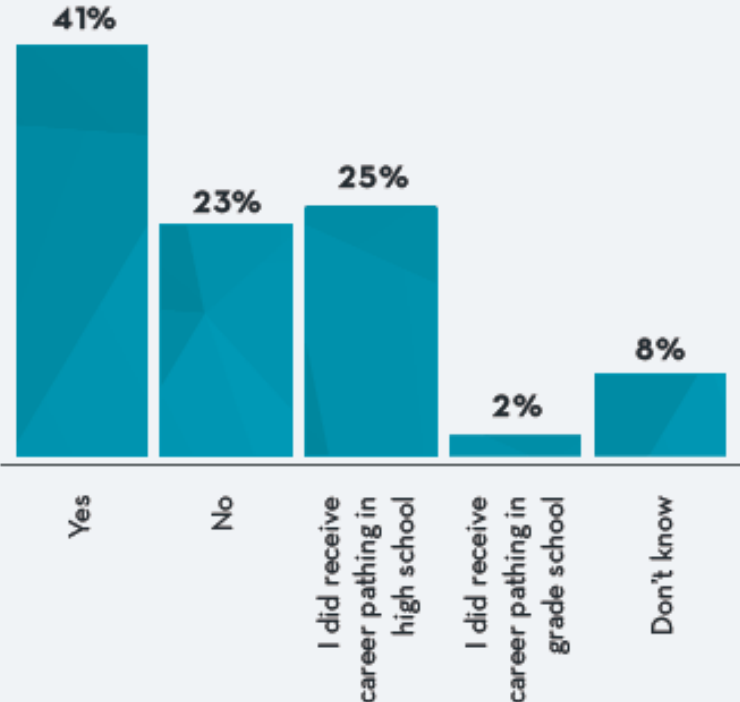


The Skills Gap... it's a growing problem

The Job Seeker

- Today's youth are told to "Follow your dreams"
- Little education about the entry level positions available to them
- 44% of college graduates under 25 hold jobs requiring less than a college degree.

DO YOU WISH YOU HAD RECEIVED SOME CAREER PATHING IN GRADE SCHOOL OR HIGH SCHOOL WHERE YOU WERE ADVISED TO GO INTO A CERTAIN FIELD?



The Skills Gap... it's a growing problem


Academia

- 96% of academics think they should communicate with potential employers about their curriculum
- Only 45% polled report doing so on a regular basis
 - This communication is often is a biyearly meeting to tell employers about the college curriculum changes
- Changes to college curriculum often takes 2 – 3 years.
- By the time the curriculum is changed the class is no longer relevant

Failure To Modernize Students Today

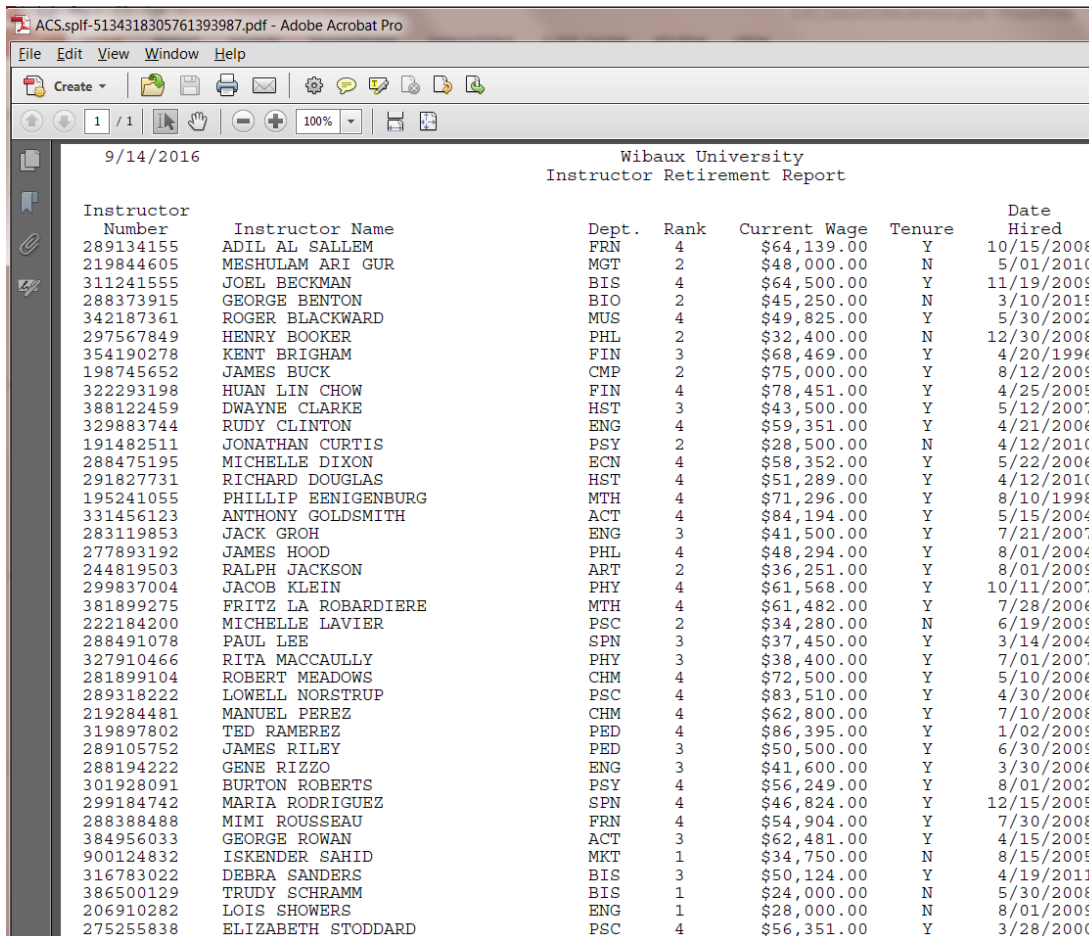


jbuck@impowertechnologies.com

 J_Buck51

Would a Student Want to Code...

- Employee payroll report
- Order Entry Application



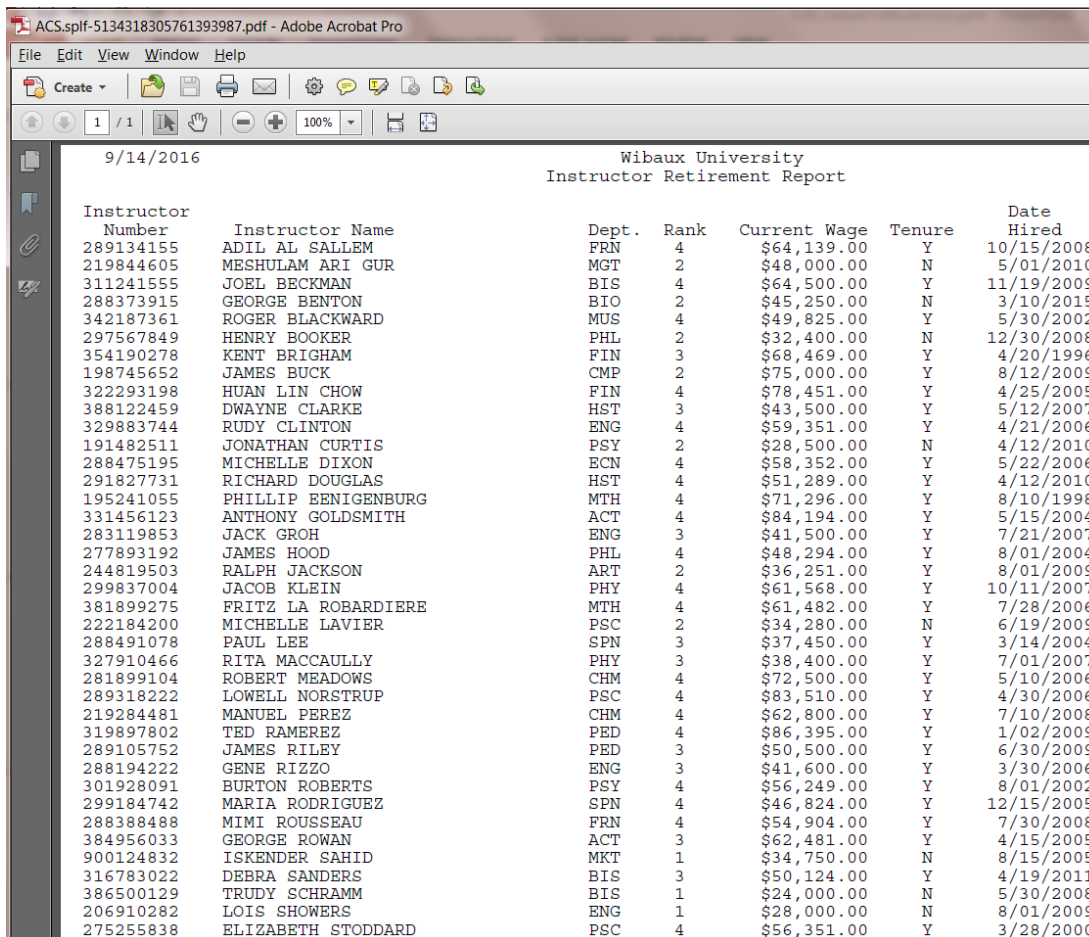
9/14/2016

Wibaux University
Instructor Retirement Report

Instructor Number	Instructor Name	Dept.	Rank	Current Wage	Tenure	Date Hired
289134155	ADIL AL SALLEM	FRN	4	\$64,139.00	Y	10/15/2008
219844605	MESHULAM ARI GUR	MGT	2	\$48,000.00	N	5/01/2010
311241555	JOEL BECKMAN	BIS	4	\$64,500.00	Y	11/19/2009
288373915	GEORGE BENTON	BIO	2	\$45,250.00	N	3/10/2015
342187361	ROGER BLACKWARD	MUS	4	\$49,825.00	Y	5/30/2002
297567849	HENRY BOOKER	PHL	2	\$32,400.00	N	12/30/2008
354190278	KENT BRIGHAM	FIN	3	\$68,469.00	Y	4/20/1996
198745652	JAMES BUCK	CMP	2	\$75,000.00	Y	8/12/2009
322293198	HUAN LIN CHOW	FIN	4	\$78,451.00	Y	4/25/2005
388122459	DWAYNE CLARKE	HST	3	\$43,500.00	Y	5/12/2007
329883744	RUDY CLINTON	ENG	4	\$59,351.00	Y	4/21/2006
191482511	JONATHAN CURTIS	PSY	2	\$28,500.00	N	4/12/2010
288475195	MICHELLE DIXON	ECN	4	\$58,352.00	Y	5/22/2006
291827731	RICHARD DOUGLAS	HST	4	\$51,289.00	Y	4/12/2010
195241055	PHILLIP EENIGENBURG	MTH	4	\$71,296.00	Y	8/10/1998
331456123	ANTHONY GOLDSMITH	ACT	4	\$84,194.00	Y	5/15/2004
283119853	JACK GROH	ENG	3	\$41,500.00	Y	7/21/2007
277893192	JAMES HOOD	PHL	4	\$48,294.00	Y	8/01/2004
244819503	RALPH JACKSON	ART	2	\$36,251.00	Y	8/01/2009
299837004	JACOB KLEIN	PHY	4	\$61,568.00	Y	10/11/2007
381899275	FRITZ LA ROBARDIERE	MTH	4	\$61,482.00	Y	7/28/2006
222184200	MICHELLE LAVIER	PSC	2	\$34,280.00	N	6/19/2009
288491078	PAUL LEE	SPN	3	\$37,450.00	Y	3/14/2004
327910466	RITA MACCAULLY	PHY	3	\$38,400.00	Y	7/01/2007
281899104	ROBERT MEADOWS	CHM	4	\$72,500.00	Y	5/10/2006
289318222	LOWELL NORSTRUP	PSC	4	\$83,510.00	Y	4/30/2006
219284481	MANUEL PEREZ	CHM	4	\$62,800.00	Y	7/10/2008
319897802	TED RAMEREZ	PED	4	\$86,395.00	Y	1/02/2009
289105752	JAMES RILEY	PED	3	\$50,500.00	Y	6/30/2009
288194222	GENE RIZZO	ENG	3	\$41,600.00	Y	3/30/2006
301928091	BURTON ROBERTS	PSY	4	\$56,249.00	Y	8/01/2002
299184742	MARIA RODRIGUEZ	SPN	4	\$46,824.00	Y	12/15/2005
288388488	MIMI ROUSSEAU	FRN	4	\$54,904.00	Y	7/30/2008
384956033	GEORGE ROWAN	ACT	3	\$62,481.00	Y	4/15/2005
900124832	ISKENDER SAHID	MKT	1	\$34,750.00	N	8/15/2005
316783022	DEBRA SANDERS	BIS	3	\$50,124.00	Y	4/19/2011
386500129	TRUDY SCHRAMM	BIS	1	\$24,000.00	N	5/30/2008
206910282	LOIS SHOWERS	ENG	1	\$28,000.00	N	8/01/2009
275255838	ELIZABETH STODDARD	PSC	4	\$56,351.00	Y	3/28/2000

Would a Student Want to Code...

- Employee payroll report Or...
- Order Entry Application



9/14/2016

Wibaux University
Instructor Retirement Report

Instructor Number	Instructor Name	Dept.	Rank	Current Wage	Tenure	Date Hired
289134155	ADIL AL SALLEM	FRN	4	\$64,139.00	Y	10/15/2008
219844605	MESHULAM ARI GUR	MGT	2	\$48,000.00	N	5/01/2010
311241555	JOEL BECKMAN	BIS	4	\$64,500.00	Y	11/19/2009
288373915	GEORGE BENTON	BIO	2	\$45,250.00	N	3/10/2015
342187361	ROGER BLACKWARD	MUS	4	\$49,825.00	Y	5/30/2002
297567849	HENRY BOOKER	PHL	2	\$32,400.00	N	12/30/2008
354190278	KENT BRIGHAM	FIN	3	\$68,469.00	Y	4/20/1996
198745652	JAMES BUCK	CMP	2	\$75,000.00	Y	8/12/2009
322293198	HUAN LIN CHOW	FIN	4	\$78,451.00	Y	4/25/2005
388122459	DWAYNE CLARKE	HST	3	\$43,500.00	Y	5/12/2007
329883744	RUDY CLINTON	ENG	4	\$59,351.00	Y	4/21/2006
191482511	JONATHAN CURTIS	PSY	2	\$28,500.00	N	4/12/2010
288475195	MICHELLE DIXON	ECN	4	\$58,352.00	Y	5/22/2006
291827731	RICHARD DOUGLAS	HST	4	\$51,289.00	Y	4/12/2010
195241055	PHILLIP EENIGENBURG	MTH	4	\$71,296.00	Y	8/10/1998
331456123	ANTHONY GOLDSMITH	ACT	4	\$84,194.00	Y	5/15/2004
283119853	JACK GROH	ENG	3	\$41,500.00	Y	7/21/2007
277893192	JAMES HOOD	PHL	4	\$48,294.00	Y	8/01/2004
244819503	RALPH JACKSON	ART	2	\$36,251.00	Y	8/01/2009
299837004	JACOB KLEIN	PHY	4	\$61,568.00	Y	10/11/2007
381899275	FRITZ LA ROBARDIERE	MTH	4	\$61,482.00	Y	7/28/2006
222184200	MICHELLE LAVIER	PSC	2	\$34,280.00	N	6/19/2009
288491078	PAUL LEE	SPN	3	\$37,450.00	Y	3/14/2004
327910466	RITA MACCAULLY	PHY	3	\$38,400.00	Y	7/01/2007
281899104	ROBERT MEADOWS	CHM	4	\$72,500.00	Y	5/10/2006
289318222	LOWELL NORSTRUP	PSC	4	\$83,510.00	Y	4/30/2006
219284481	MANUEL PEREZ	CHM	4	\$62,800.00	Y	7/10/2008
319897802	TED RAMEREZ	PED	4	\$86,395.00	Y	1/02/2009
289105752	JAMES RILEY	PED	3	\$50,500.00	Y	6/30/2009
288194222	GENE RIZZO	ENG	3	\$41,600.00	Y	3/30/2006
301928091	BURTON ROBERTS	PSY	4	\$56,249.00	Y	8/01/2002
299184742	MARIA RODRIGUEZ	SPN	4	\$46,824.00	Y	12/15/2005
288388488	MIMI ROUSSEAU	FRN	4	\$54,904.00	Y	7/30/2008
384956033	GEORGE ROWAN	ACT	3	\$62,481.00	Y	4/15/2005
900124832	ISKENDER SAHID	MKT	1	\$34,750.00	N	8/15/2005
316783022	DEBRA SANDERS	BIS	3	\$50,124.00	Y	4/19/2011
386500129	TRUDY SCHRAMM	BIS	1	\$24,000.00	N	5/30/2008
206910282	LOIS SHOWERS	ENG	1	\$28,000.00	N	8/01/2009
275255838	ELIZABETH STODDARD	PSC	4	\$56,351.00	Y	3/28/2000

Would a Student Want to Code...

- Employee payroll report
- Order Entry Application

Or...

- \$1M iPhone App
- \$100M Online Game of the century

ACS.sp1f-5134318305761393987.pdf - Adobe Acrobat Pro

File Edit View Window Help

Create

1 / 1 100%

9/14/2016 Wibaux University
Instructor Retirement Report

Instructor Number	Instructor Name	Dept.	Rank	Current Wage	Tenure	Date Hired
289134155	ADIL AL SALLEM	FRN	4	\$64,139.00	Y	10/15/2008
219844605	MESHULAM ARI GUR	MGT	2	\$48,000.00	N	5/01/2010
311241555	JOEL BECKMAN	BIS	4	\$64,500.00	Y	11/19/2009
288373915	GEORGE BENTON	BIO	2	\$45,250.00	N	3/10/2015
342187361	ROGER BLACKWARD	MUS	4	\$49,825.00	Y	5/30/2002
297567849	HENRY BOOKER	PHL	2	\$32,400.00	N	12/30/2008
354190278	KENT BRIGHAM	FIN	3	\$68,469.00	Y	4/20/1996
198745652	JAMES BUCK	CMP	2	\$75,000.00	Y	8/12/2009
322293198	HUAN LIN CHOW	FIN	4	\$78,451.00	Y	4/25/2005
388122459	DWAYNE CLARKE	HST	3	\$43,500.00	Y	5/12/2007
329883744	RUDY CLINTON	ENG	4	\$59,351.00	Y	4/21/2006
191482511	JONATHAN CURTIS	PSY	2	\$28,500.00	N	4/12/2010
288475195	MICHELLE DIXON	ECN	4	\$58,352.00	Y	5/22/2006
291827731	RICHARD DOUGLAS	HST	4	\$51,289.00	Y	4/12/2010
195241055	PHILLIP EENIGENBURG	MTH	4	\$71,296.00	Y	8/10/1998
331456123	ANTHONY GOLDSMITH	ACT	4	\$84,194.00	Y	5/15/2004
283119853	JACK GROH	ENG	3	\$41,500.00	Y	7/21/2007
277893192	JAMES HOOD	PHL	4	\$48,294.00	Y	8/01/2004
244819503	RALPH JACKSON	ART	2	\$36,251.00	Y	8/01/2009
299837004	JACOB KLEIN	PHY	4	\$61,568.00	Y	10/11/2007
381899275	FRITZ LA ROBARDIERE	MTH	4	\$61,482.00	Y	7/28/2006
222184200	MICHELLE LAVIER	PSC	2	\$34,280.00	N	6/19/2009
288491078	PAUL LEE	SPN	3	\$37,450.00	Y	3/14/2004
327910466	RITA MACCAULLY	PHY	3	\$38,400.00	Y	7/01/2007
281899104	ROBERT MEADOWS	CHM	4	\$72,500.00	Y	5/10/2006
289318222	LOWELL NORSTRUP	PSC	4	\$83,510.00	Y	4/30/2006
219284481	MANUEL PEREZ	CHM	4	\$62,800.00	Y	7/10/2008
319897802	TED RAMEREZ	PED	4	\$86,395.00	Y	1/02/2009
289105752	JAMES RILEY	PED	3	\$50,500.00	Y	6/30/2009
288194222	GENE RIZZO	ENG	3	\$41,600.00	Y	3/30/2006
301928091	BURTON ROBERTS	PSY	4	\$56,249.00	Y	8/01/2002
299184742	MARIA RODRIGUEZ	SPN	4	\$46,824.00	Y	12/15/2005
288388488	MIMI ROUSSEAU	FRN	4	\$54,904.00	Y	7/30/2008
384956033	GEORGE ROWAN	ACT	3	\$62,481.00	Y	4/15/2005
900124832	ISKENDER SAHID	MKT	1	\$34,750.00	N	8/15/2005
316783022	DEBRA SANDERS	BIS	3	\$50,124.00	Y	4/19/2011
386500129	TRUDY SCHRAMM	BIS	1	\$24,000.00	N	5/30/2008
206910282	LOIS SHOWERS	ENG	1	\$28,000.00	N	8/01/2009
275255838	ELIZABETH STODDARD	PSC	4	\$56,351.00	Y	3/28/2000



Students Think..

"I'll write one program & I'm done!"



Enterprise System Topics are Not “Sexy!”

- What’s cool about enterprise systems?
 - Usually a “*Boring*” business application
- IBM is out of business
 - They used to make good typewriters
- People talk about dead systems
 - AS400
 - iSeries
 - System i




Enterprise System Topics are Not “Sexy!”

- RPG & COBOL are old...
 - No one uses those languages
 - Why would I want to learn this *“Old Stuff?”*
- Most students have had limited interaction with business
- Student life & the world’s processing is on their iPhone
- Recent Sprint Advertisement!
 - *“Now that your life is on your phone!”*



Students Don't Understand the Big Picture


- They Grew up with Microsoft & Apple
- I asked a first semester class
 - “What is IBM’s business?”
 - Three had never heard of IBM
 - Five students didn’t have a clue what the company does
 - Most said “Something to do with computers?”
 - They are rarely exposed to Enterprise systems
 - Except in History Books!
- Even a Gateway IT program advisor
 - “IBM is out of business!”
 - “Why does the Software Developer program teach IBM classes?”
 - He thought Lenovo bought IBM!



Perception of a Mainframe



Perception of a Mainframe



Perception of Cloud Computing



Would a Young IT Professional Work for You?




Failure To Modernize

How To Fail



jbuck@impowertechologies.com

 J_Buck51

80's Tools & Techniques

A close-up photograph of an IBM AS/400 server rack. The rack is dark grey or black. At the top, there is a glowing orange light panel. Below the light panel, the IBM logo and the text "AS/400" are visible on the front panel. The IBM logo consists of eight horizontal stripes of varying lengths, and the text "AS/400" is in a sans-serif font. The lighting is dim, with the primary light source being the orange glow from the top panel.

IBM AS/400

Use 80's Tools & Techniques

```
      AAAA          SSSSSSS // 444          00000          00000
    AAA AAA        $$$   $$$ // 444          000 000          000 000
      AAA AAA      $$$           // 444          000 000          000 000
      AAA AAA      $$$           // 444          000 000          000 000
      AAA AAA      $$$           // 444 444          000 000          000 000
    AAAAAAAAAA      $$$ // 444444444          000 000          000 000
  AAA      AAA    $$$   $$$ //           444          000 000          000 000
  AAA      AAA    SSSSSSS //           4444          000000          000000
```

Sistema : NYAS400
Subsistema : SPECIAL
Pantalla : DSPTST

Usuario:
Contraseña:

Use 80's Tools & Techniques

```
Columns . . . :      6  76          Edit          FRLIB/QRPGLESRC
SEU==> _____ NEWTEST2
      ***** Beginning of data *****
0001.00 FTESTFILE  IF   E           K DISK
0002.00 FNEWFILE   0   A E           DISK
0003.00 ** Where FIELD1 is an Alpha Field
0004.00 ** Where FIELD2 is a Numeric Field of Consecutive (1,2,3,4) numbers
0005.00 C          KEY              Klist
0006.00 C                      Kfld           FIELD1
0007.00 C                      Kfld           FIELD2
0008.00 * Read the first 1000 customers for "ATSALOT"
0009.00 C                      EVAL          FIELD1 = 'ATSALOT'
0010.00 C                      EVAL          FIELD2 = 1
0011.00 C          KEY              Setll     TESTFILE
0012.00 C                      DoU           FIELD2 >= 1000
0013.00 C                      Read         TESTFILE                      9999
0014.00 C                      IF           *IN99 = *0n OR
0015.00 C                      FIELD2 > 1000
0016.00 C                      LEAVE
0017.00 C                      ENDIF
0018.00 C                      WRITE        NEWFILE
0019.00 C                      EndDo
0020.00 C                      Eval         *INLR = *0n
```


Use 80's Tools & Techniques



Failure to Modernize

- Deal with dwindling “AS400” professional resources
 - Higher costs to work on your “Old stuff”
 - Business costs because your system cannot adapt to changes
- Overseas skills
 - Next generation of IT professionals will “PASS” on your company
 - Will there always be “Unlimited” foreign workers
- Eventually \$\$\$\$\$\$\$.
 - Complete rewrite or migration
 - Different software and/or platform.




Failure To Modernize

What You Can Do



jbuck@impowertechnologies.com

 J_Buck51

What Your Company Can Do

- Work with high schools & college's
- Understand that young people will not work with old technologies
 - Modernize to attract young IT professionals.
 - They are excited about helping to move your company forward.
- Offer Internships & jobs
- Support academic & industry organizations



Become involved with Education

- Support Enterprise Education
- Talk to students about enterprise systems
 - Visit colleges, high schools & middle schools
- Volunteer to help high schools & colleges
 - Computer systems and software
 - Help them with curriculum that will help business
- Typically, instructors don't interact well with businesses.
 - Most haven't been involved in business for years... if ever
 - Take one to lunch or offer to help with a class.
 - Help them understand what is going on in industry

Lend Technical Resources to Colleges

Where are the resources.. A recent example!

Subject: Re: Problem with new ILE coding

Never mind on this.....I went ahead and contacted IBM and I needed to turn off the 'Syntax Checker' since I was using SEU. / are wondering.....yes we have RDi loaded, but are still having issues with the licensing per my previous email to you. I have person that set up our SWMA and find out what to do in order to get that resolved. Thanks!

From: [REDACTED]

Sent: Thursday, September 1, 2016 10:00:46 AM

To: Jim Buck

Subject: Problem with new ILE coding

Hey Jim! I am trying to create a very simple program using the new format, but I am receiving errors and from what I read or they did not apply all the PTFs required when I upgraded last May. Can you please look at the screenshot below and the errc you think that is the case?

```
SEU==>
FMT ** ... 1 ...+... 2 ...+... 3 ...+... 4 ...+... 5 ...+... 6 ...+...
***** Beginning of data *****
0001.00 DCL-F GTCSTP DISK USAGE(*INPUT);
0002.00 DCL-F GTCSTPAP PRINTER USAGE(*OUTPUT) OFLIND(EndOfPage);
0003.00
0003.01 Dcl-s EndOfPage Ind Inz(*0n);
0017.02 READ GTCSTP;
0017.04 DOH NOT %EOF(GTCSTP);
```

Young People Won't Work with OLD Technology

- Your company **MUST** develop a modernization plan
 - The software & tools to modernize are available
- Less expensive to modernize than
 - Changing platforms
 - Completely rewriting your system
- Modernization
 - Keep your Core Business Logic
 - Modernize your Database
 - Modernize your User Interface



Young People Won't Work with OLD Technology

Modernization Steps

- Start slow
- Concentrate on one area
- Model, View, Controller architecture
- Be prepared for the next “Final Solution!”



Tools are Available



Replace your "Retro" Code

```
Columns . . . : 6 76          Edit          FRLIB/QRPGLESRC
SEU==> _____ NEWTEST
      ***** Beginning of data *****
0001.00 FTESTFILE  IF  E          K DISK
0002.00 FNEWFILE  0  A E          DISK
0003.00 D XX              S          5  0
0004.00 ** Where FIELD1 is an Alpha Field
0005.00 ** Where FIELD2 is a Numeric Field of Consecutive (1,2,3,4) numbers
0006.00 C          KEY          Klist
0007.00 C          Kfld          FIELD1
0008.00 C          Kfld          FIELD2
0009.00 C          For          XX = 1 to 1000
0010.00 C          EVAL          FIELD1 = 'ATSALOT'
0011.00 C          EVAL          FIELD2 = XX
0012.00 C          KEY          CHAIN          TESTFILE          99
0013.00 C          IF          *IN99 = *Off
0014.00 C          WRITE          NEWFILE
0015.00 C          ENDIF
0016.00 C          EndFor
0017.00 C          Eval          *INLR = *0n
      ***** End of data *****
```

¹ As Michelle Lyons refers to the old stuff!

Use RDi & Modern RPG

The screenshot displays the IBM Rational Developer for i interface. The main window shows a project explorer on the left with a tree view of files under 'RPGWORK.*lib.prod-cur'. The central editor displays the source code for 'CUSTLSTSQLSRPGLE', which includes control options, program name, file definitions, and procedure definitions. The console window at the bottom shows a list of error messages related to unreferenced SQL indicators.

```
000102 // Control Options =====*
000103 Ctl-Opt Option(*NoDebugIO);
000104 Ctl-Opt DftActGrp(*No);
000105 //=====*
000108 // Program Name . . : STATICSQLS *
000109 // Description . . . : Lists out the CUSTOMER Table *
000113 // By . . . . . : Jim Buck *
000114 // Date . . . . . : 01/10/2016 *
000115 //=====*
000116 // File Definitions *
000117 //=====*
000118 Dcl-f CustListp Printer Usage(*Output) OfInld(Endofpage);
000119 //=====*
000120 // Procedure Definitions *
000121 //=====*
000122 Dcl-pr Main ExtPgm('STATICSQLS');
000123 *N Char(2);
000125 End-Pr;
000126
000127 Dcl-pi Main;
000128 StateParm Char(2);
000130 End-Pi;
000131
```

ID	Message	Severity	Line	Location	Connection
i RNF7031	The name or indicator SQL_00047 is not referenced.	00	120	RPGWORK/QRPGSQLSRC(STATIC...	Deathstar - Power
i RNF7031	The name or indicator SQL_00049 is not referenced.	00	120	RPGWORK/QRPGSQLSRC(STATIC...	Deathstar - Power
i RNF7031	The name or indicator SQL_00050 is not referenced.	00	120	RPGWORK/QRPGSQLSRC(STATIC...	Deathstar - Power
i RNF7031	The name or indicator SQL_00051 is not referenced.	00	120	RPGWORK/QRPGSQLSRC(STATIC...	Deathstar - Power
i RNF7031	The name or indicator SQL_00027 is not referenced.	00	86	RPGWORK/QRPGSQLSRC(STATIC...	Deathstar - Power

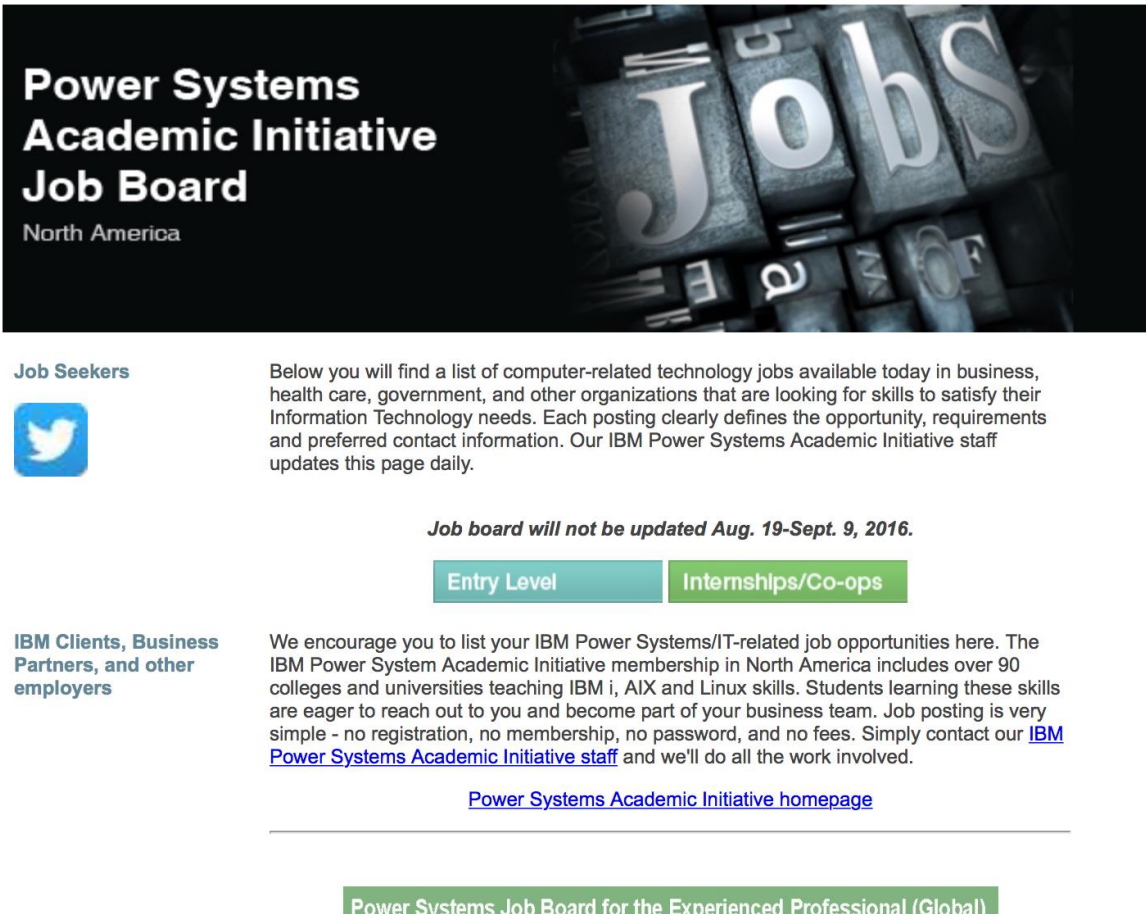
Offering Internships & Jobs

- What are the Benefits of Young IT Professionals?
- New skills
 - PHP, HTML, JavaScript
- Many new technologies are second nature to young people
- You will teach young IT professionals your business
 - Retirees lose technical skills
 - Retirees lose business knowledge
- Old timers will learn from the youngsters and vice versa!




IBM Power Systems Academic Initiative

- Contact IBM & tell them your concern
- Post your jobs on IBM's job board



Power Systems Academic Initiative Job Board
North America

Job Seekers



Below you will find a list of computer-related technology jobs available today in business, health care, government, and other organizations that are looking for skills to satisfy their Information Technology needs. Each posting clearly defines the opportunity, requirements and preferred contact information. Our IBM Power Systems Academic Initiative staff updates this page daily.

Job board will not be updated Aug. 19-Sept. 9, 2016.

[Entry Level](#) [Internships/Co-ops](#)

IBM Clients, Business Partners, and other employers

We encourage you to list your IBM Power Systems/IT-related job opportunities here. The IBM Power System Academic Initiative membership in North America includes over 90 colleges and universities teaching IBM i, AIX and Linux skills. Students learning these skills are eager to reach out to you and become part of your business team. Job posting is very simple - no registration, no membership, no password, and no fees. Simply contact our [IBM Power Systems Academic Initiative staff](#) and we'll do all the work involved.

[Power Systems Academic Initiative homepage](#)

[Power Systems Job Board for the Experienced Professional \(Global\)](#)

IBM Power Systems Academic Initiative

- Contact IBM & tell them your concern
- Post your jobs on IBM's job board
- Check out the colleges on the PSAI web site

IBM Power Systems Academic Initiative

Educating the next Power Systems generation!

US & Canada | Europe, Middle East, Africa | Latin America | Asia Pacific

Our participating schools are listed alphabetically by State. To be included in this list or to find out more about these schools, please send a note to powerskills@us.ibm.com.
Last updated July 17, 2016.

States and provinces with participating schools



↓ Alabama	↓ Kentucky	↓ North Dakota
↓ Arizona	↓ Louisiana	↓ Ohio
↓ Arkansas	↓ Maryland	↓ Oklahoma
↓ California	↓ Massachusetts	↓ Oregon
↓ Colorado	↓ Michigan	↓ Pennsylvania
↓ Connecticut	↓ Minnesota	↓ South Carolina
↓ Delaware	↓ Mississippi	↓ Tennessee
↓ Florida	↓ Missouri	↓ Texas
↓ Georgia	↓ Nebraska	↓ Utah
↓ Guam	↓ Nevada	↓ Vermont
↓ Illinois	↓ New Hampshire	↓ Virginia
↓ Indiana	↓ New Jersey	↓ Washington
↓ Iowa	↓ New York	↓ Washington DC
↓ Kansas	↓ North Carolina	↓ Wisconsin

↓ Alberta, Canada	↓ Newfoundland & Labrador, Canada	↓ Ontario, Canada
↓ British Columbia, Canada	↓ Nova Scotia, Canada	↓ Quebec, Canada

[Contact the PSAI team](#)
→ Participating schools

PSAI job boards
⇌ Entry-level/internships (North America)
⇌ Experienced professionals (Global)

Explore more
→ Join now if you're not a member
→ Previously featured in the spotlight
→ Access our Power Systems Academic Cloud
→ Download software
→ Download courses (enterprise computing)

IBM Power Systems Academic Initiative

- Contact IBM & tell them your concern
- Post your jobs on IBM's job board
- Check out the colleges on the PSAI web site
- Contact a local college
 - ask them to participate in the IBM Power Systems Academic Initiative

**IBM Power Systems
Academic Initiative**

Educating the next Power Systems generation!

Welcome AIX IBM i Linux

For the last 20 years, the IBM Power Systems Academic Initiative (PSAI) has equipped educators with materials, technology, and resources to teach Power Systems skills that are needed by our clients worldwide. These resources include IBM courses, our Power Systems Academic Cloud, and entry-level and experienced professional job boards. Our PSAI materials can be easily integrated into any curriculum or course of study to teach a variety of

[Contact the PSAI team](#)
[Participating schools](#)

PSAI job boards
[Entry-level/internships \(North America\)](#)

Industry Organizations

- COMMON & Local user groups
 - The web has hurt these organizations...
 - The boss says “Can’t you watch a webinar or something?”
 - Attend conferences & learn new skills
 - Volunteer with COMMON
 - Volunteer with your local user group
 - Invite local Colleges to attend user group events
 - College Administrators
 - Instructors
 - Students



Thank you once again for the wonderful learning opportunity for us to attend the COMMON conference. The sessions are so interesting and informative, and the opportunity to network with so many different professionals in the industry is invaluable. - Fall 2015 Student Attendee

**Help a student
start his or her
Power Systems
career off right**

**Make a tax-deductible
donation to help CEF send
students to the COMMON
Fall Conference & Expo**

Give Now

Questions or Comments



imPower Technologies

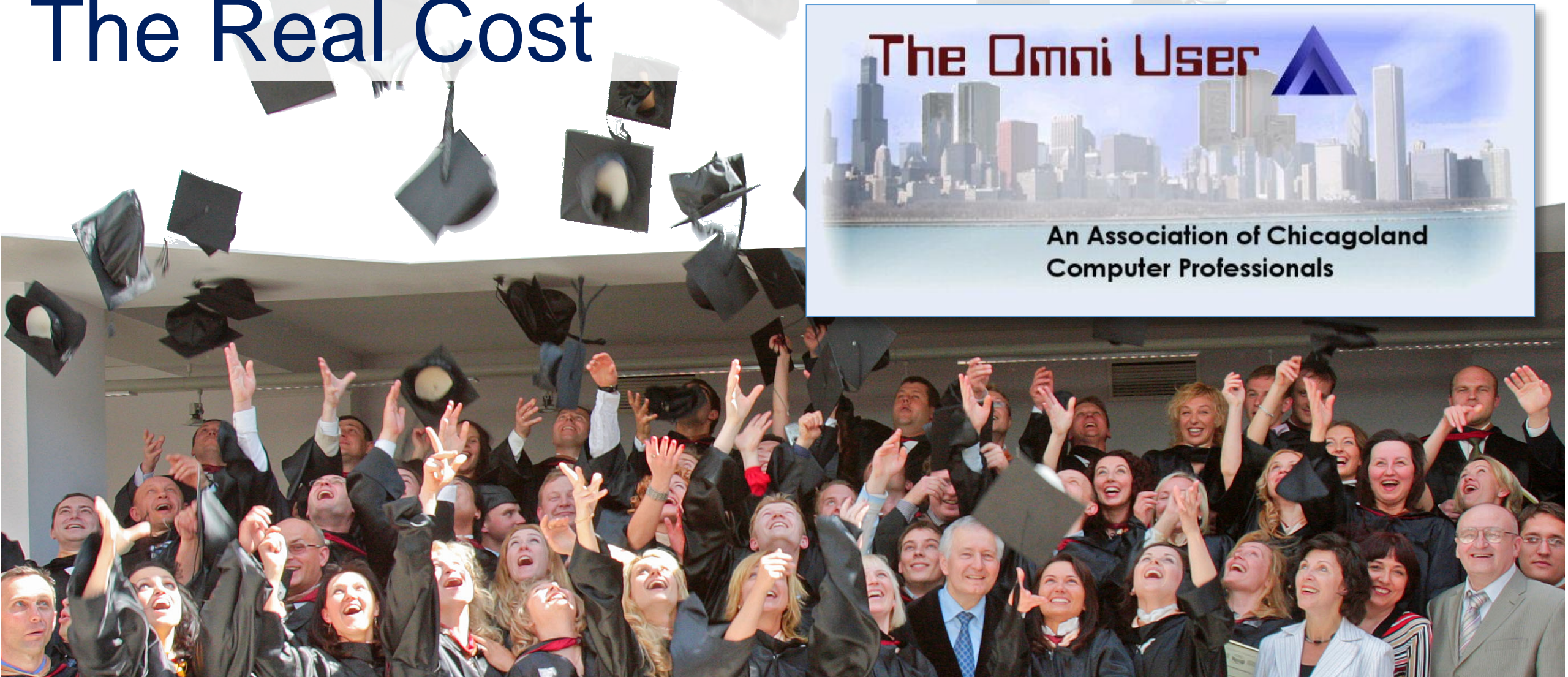
IBM i Services

Jim Buck

jbuck@impowertechnologies.com

Cell 262-705-2832

Failure to Modernize... The Real Cost



The Omni User 

An Association of Chicagoland
Computer Professionals